

There is a possibility of changing the 'Code' and/or 'Lot No.'

'Protein conc.' and 'Activity' might vary between lots.

Data sheet

Enzyme : **β -1,3-Glucanase C**

Code : TGL-54-01

Lot No. : 1-S001A

Protein conc. : 5.2 mg/ml

Volume : 1 ml

Form : 20 mM Tris-HCl (pH 7.5)

Storage : -20 °C

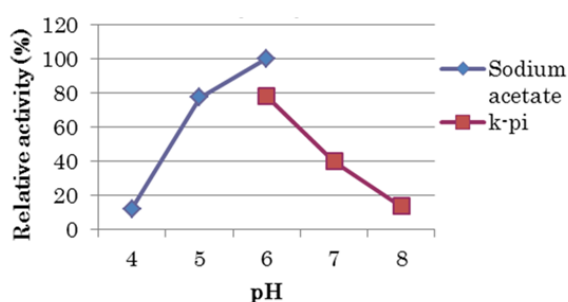
Activity : 1596 U/ml

Notes : For research use only

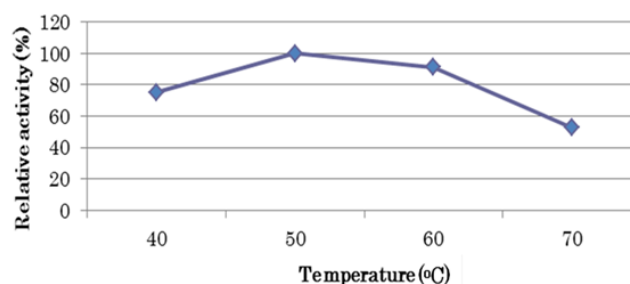
Activity measurement

Reaction mix (50 mM Sodium acetate buffer (pH 6.0), 0.5% Laminarin and appropriate amount of the enzyme) was incubated at 50 °C and the reducing power was measured by DNS method (Kongruang *et al.*, (2004), *Appl. Biochem. Biotechnol.* **113**, 213-231). One unit is defined as the amount of enzyme producing reducing power equivalent to 1 μ mol of glucose per 1 minute using Laminarin as a substrate.

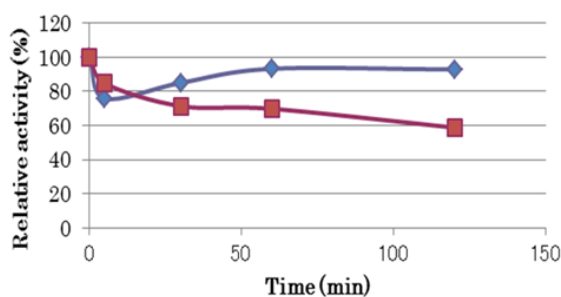
pH profile



Temperature profile



Thermostability



Substrate specificity

